

Shell

SITS



Shell

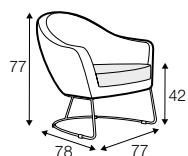
UPHOLSTERY



COMFORTS

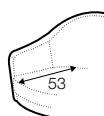


COVERS



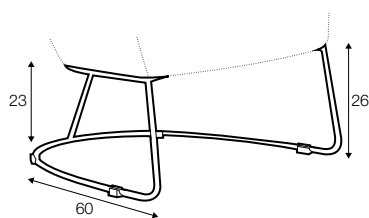
armchair

extra dimensions



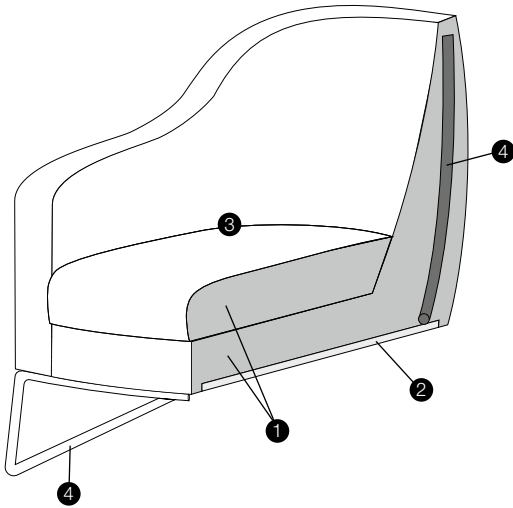
depth of seat

legs



metal frame
metal chrome,
painted black

profile



standard

1. polyurethane foam/ moulded foam
2. solid wood and wood based elements
3. fabric or leather
4. metal frame